

Meridian

CPOne Generation 2 template



CPOne Support Team

Support: 800-932-1075

Sales: 800-932-1058

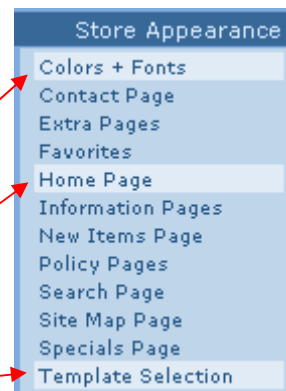
cpone@radiantsystems.com

Radiant Systems and the CPOne Team are very pleased to announce the release of our newest CPOne Generation 2 template: **Meridian!**

While offering the same outstanding abilities as its popular forerunner Cornerstone, Meridian is actually several times more advanced. How is that possible? Because we have built Meridian to allow unprecedented use of Cascading Style Sheets—literally every element of the template is modifiable by an uploadable style sheet! This allows great customization possibilities for your CPOne store.

What are the New Features?

- Fully editable logo/banner section
- Extensive style sheet (CSS) capabilities
- New layout for Related/Featured Items
- Easily editable Color Themes
- Editable home page navigational text
- Uploadable navigational icons



Where are the New Features?

- Store Appearance / Colors + Fonts
- Store Appearance / Home Page (Labels + Text tab)
- Store Appearance / Template Selection

CPONLINE New: You can edit this entire upper section!
Store Appearance / Template Selection
(Header + Footer Options tab)

FREE shipping **YOUR CART (\$0.00)** [Log In](#)

SEARCH IN [GO](#) [SPECIALS](#) [YOUR CART \(\\$0.00\)](#) [Log In](#)

BROWSE STORE

- Clothing
- Home & Garden
 - > Art Gallery
 - > Bedding & Bath
 - > Furniture
 - Bedroom
 - Dining Room
 - Bar Stools
 - Chairs
 - Tables
 - Living Room
 - > Home Decor
 - > Home Improvement
 - > Housewares
 - > Kitchen & Dining
 - > Tools & Automotive
- Jewelry & Watches
- Sports & Toys
- Camping & Outdoors
- Collectibles
- Sports & Fitness

New Arrivals!

[Extra Page 1](#)
[Extra Page 2](#)

CPONLINE
welcome page

fantastic offer!

Page text

FEATURED ITEMS

Deluxe Leather Massage Chair with Ottoman

[Buy](#)

Deluxe Leather Massage

[Buy](#)

SITE INFO	CUSTOMER SERVICE	COMPANY INFO	ACCOUNT INFO
Site Map	Contact Us	About Us	Log In
Browse Store	Privacy Policy	What's New	Create New Account
Search	Shipping Policy	Contact Us	Shopping Cart
New Arrivals	Return Policy		Favorites

Page footer

This is Meridian's default presentation style—and much more is possible!

Powerful Style Sheet Capabilities

The easiest way to change colors and styles is by adjusting settings in the Colors + Themes area of Store Management. But it is even possible to completely change the look of your CPOne store by identifying and modifying style sheet elements. Would you like to move the left-hand category navigation over to the right-hand side? You can. Need to move the footer section above the service links section? You can! The possibilities are surprising.

The screenshot on the first page of this document shows Meridian with its default styles. The following screenshot shows how drastically Meridian can alter its appearance by means of a custom style sheet uploaded via Store Management, together with supporting graphics:

The screenshot displays the JP Sports website storefront. At the top, the JP Sports logo is on the left, and the phone number (800) 852-5852 is on the right. Below the logo is a search bar with the text "Search for items IN All Categories" and a "Go" button. To the right of the search bar are buttons for "SALE", "CART", and "LOGIN". A silhouette of a person riding a bicycle is visible in the top right corner.

On the left side, there is a "Free Catalog" section with a small image of a catalog and the text "Order a FREE Catalog Today!" with an "Add" button. Below this is a "THE SPORTS AUTHORITY" section with the text "JP Sports stocks over 16,000 items." and a "FREE Shipping" badge that says "FREE shipping on orders over \$50!".

On the right side, there is a "Browse" section with a list of categories: Apparel, Baseball, Basketball, Biking, Boxing, Golf, Ski, Soccer, and Watersports. Below the list is a "Daily Special" button.

At the bottom, there are four category tiles: "WATER SPORTS", "BASEBALL", "BIKES", and "ATHLETIC SHOES", each with a "VIEW MORE" button.

At the very bottom, there is a navigation menu with four columns: "SITE INFO" (Site Map, Browse Store, Search, New Arrivals), "CUSTOMER SERVICE" (Contact Us, Privacy Policy, Shipping Policy, Return Policy), "COMPANY INFO" (About Us, What's New, Contact Us), and "ACCOUNT INFO" (Log In, Create New Account, Shopping Cart, Favorites).

Style sheets can be simple or complicated, but you'll basically take a look at Meridian's style sheet and use it as a pattern for creating your own.

Get Meridian's default style sheet

1. Click to View Current Style Sheet
2. Save to your PC with an extension of .css
3. Open the style sheet with any text editor

The screenshot shows a dialog box titled "Choose a Color Theme". It has a "Current Theme: Default" label and a "View Current Style Sheet:" label with a magnifying glass icon next to it. The "View Current Style Sheet:" label and its icon are circled in yellow.

Identify class names in your CPOne template

To determine which parts of your style sheet you might want to modify:

1. Open your CPOne storefront in a browser
2. Go to Edit / View Source, which will open a page of HTML code
3. Notice that many sections or elements of your web page code include "class="
4. Each class mentioned in your site's web code corresponds to a line of the style sheet

You can modify any entry of your downloaded style sheet and then upload it to CPOne!

Editable Logo/Banner Section

The entire upper section above the Search bar and Shopping Cart, from right to left, is now editable within Store Management! We have provided a sample four-column table, but you can insert HTML code, graphics, and even Flash files. Meridian is the first standard template in CPOne to allow the use of a Flash-based company logo!

Template Selection

Choose A Template | Header + Footer Options

Page Header Content

Edit Content: ^ Editor

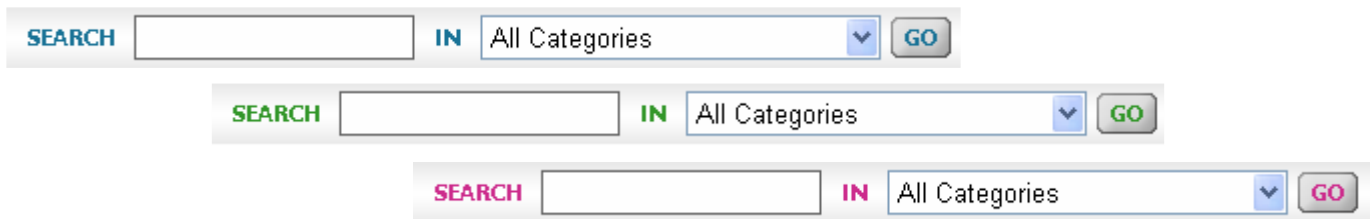
```
<TABLE cellSpacing=0 cellPadding=0 width="100%" border=0>
<TR>
<TD align=center><IMG alt="" src="graphics/cpol-logo.jpg" border=0></TD>
<TD>
```






Uploadable Navigational Icons

Special Search Graphics

Meridian includes a special feature where a selected Toolbar Color will "shine through" transparent Search graphics. So, you don't have to upload new Search graphics for a color change:



Still, the following template icons are replaceable, if desired:

- SEARCH** meridian_searchLabel.gif
- IN** meridian_searchIn.gif
- GO** meridian_searchBtn.gif
-  meridian_cart.gif
-  meridian_cartfull.gif
-  top_nav_grad.gif (height=1 width=30)

Upload your custom icons with the same names as ours: **Image Maintenance / Storefront Images (Upload New Image(s) tab)**

Change Search graphic colors in the Color Theme editor:



Editable Home Page Navigational Text

Store Appearance / Home Page (Labels + Text tab) –Meridian and Generation 2 templates allow you to control exactly which navigational text labels will appear on your Home Page and throughout your CPOne store! This means that you can specify what each link of your site should say, unlike previous templates where these links are hard-coded. This will allow a complete configuration of CPOne in another language, such as Spanish! (Don't want one of CPOne's links on your site? Just remove the text from that label in CPOne Store Management.)

Color Themes

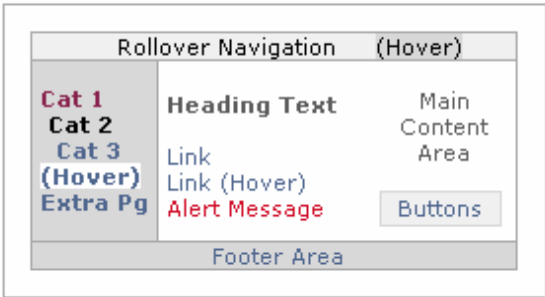
To help with a quick start, we have provided more than a dozen editable color themes! You can easily edit existing themes and create your own themes. Two interactive screenshots help you visualize and perfect your color designs. Identify different elements by rolling your mouse over the larger screenshot. Our built-in Color Selector lets you make precise color selections. You can prepare color themes without actually applying changes to your live site until you are ready.

Choose a Color Theme

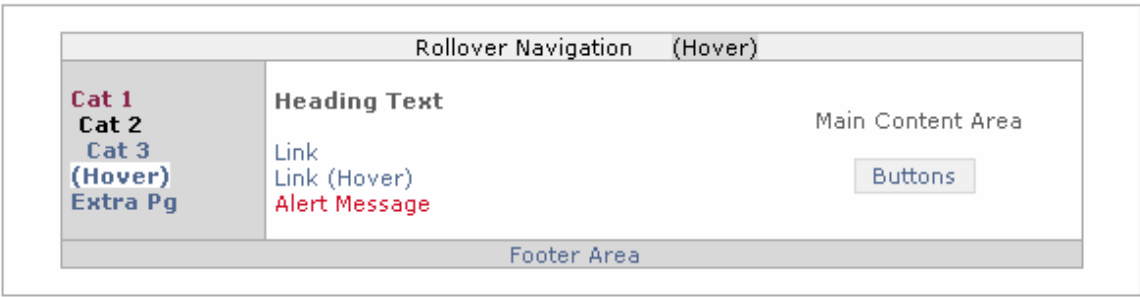
Current Theme: Default
 View Current Style Sheet:

Cornerstone Default Theme

- | Name | |
|---|--|
| <input checked="" type="checkbox"/> Default | |
| <input type="checkbox"/> Arctic Chill | |
| <input type="checkbox"/> Blue Moon | |
| <input type="checkbox"/> Brick House | |
| <input type="checkbox"/> Harvest | |
| <input type="checkbox"/> Holiday Cheer | |
| <input type="checkbox"/> Khaki Pants | |



Preview of Current Template Color Selections



Color Selections

Main Content Area Background Color:	<input type="text" value="#FFFFFF"/>	Main Content Area Text Color:	<input type="text" value="#5C5C5C"/>
Link Color:	<input type="text" value="#4F668F"/>	Link Color (Hover):	<input type="text" value="#4F668F"/>
Body Background:	<input type="text" value="#FFFFFF"/>	Secondary Navigation Background Color:	<input type="text" value="#5C5C5C"/>
Rollover Navigation Background:	<input type="text" value="#F0F0F0"/>	Secondary Navigation Link Color (Hover):	<input type="text" value="#000000"/>
Rollover Nav (Hover):	<input type="text" value="#000000"/>	Text Links:	<input type="text" value="#00E29"/>
Secondary Navigation Background Color:	<input type="text" value="#D9D8D8"/>	Secondary Navigation Background (Hover):	<input type="text" value="#4F668F"/>
Secondary Navigation Link Color (Hover):	<input type="text" value="#4F668F"/>	Button Background Color:	<input type="text" value="#FFFFFF"/>
Button Text Color:	<input type="text" value="#4F668F"/>	Button Background Color:	<input type="text" value="#F0F0F0"/>
Button Border Color:	<input type="text" value="#D9D8D8"/>	Category 1 Text:	<input type="text" value="#87234D"/>
Category 2 Text:	<input type="text" value="#000000"/>	Category 3 Text:	<input type="text" value="#4F668F"/>



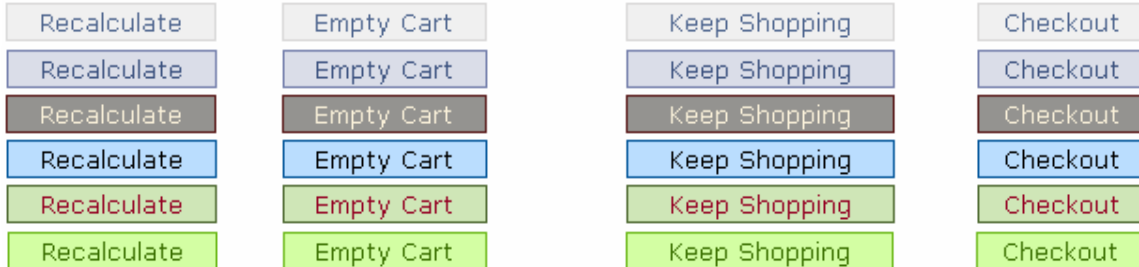
Editable Button Colors and Styles

Since Meridian's buttons are all based on editable styles, we've included that functionality along with the Color Themes! Just pick the three colors you would like to use for your store's buttons:

Button Text Color: **Button Background Color:**

Button Border Color:

Examples:



Search Engine Optimization (SEO)

We are working with several SEO professionals to continue improving CPOne's ability to work with the major search engines, and to help improve our merchants' rankings in their industry's top searches. With the introduction of Generation 2 templates, the CPOne Team has made several positive adjustments to the source code that is accessed by Google and other search engines:

- Initial HTML code more compact and efficient
- Styles and JavaScripts removed from page code
- White space removed as much as possible

Known Meridian limitation

- Although you won't lose them when switching, any Color Themes you may have produced in one Generation 2 template are not transferred when you switch to another. The color selections are so specific for each template that it would be too difficult to perfectly map all page elements, one to the other. Your themes are saved and will still exist if you switch back.